



Buy-to-Let Criteria Guide

9th June 2026

Buy-to-Let Criteria Guide

Highlights

The Applicant

- Limited Companies & LLPs
- Portfolio Landlords
- Trading Companies

The Rental Calculation







- Basic Rate & Ltd Co. at 125%
- Higher Rate tax payer at 140%
- Blended ICR available

The Property

- HMO/MUFB up to 10 beds/units
- Ex-Local Authority / New Build flats up to 75% LTV
- Studio Flats less than 30m² by referral

The Loan

- Up to £1m to 75% LTV
- Up to £2m to 70% LTV
- Remortgage within 6 months

		CHL 1	CHL 2
		BTL	BTL
PRODUCT	 Standard Buy-to-Let	✓	✓
	 Small HMO/MUFB	✓	✓
	 Large HMO/MUFB	✗	✓
	 Short Term Lets	✗	✓
CRITERIA	 Trading companies	✗	✓
	 Adverse	See page 3	

This guide is intended for guidance only and is supported by the full lending criteria.



For detailed criteria or to discuss a case please contact our team on **01252 365 888**, email sales@chlmortgages.co.uk or find your regional BDM at www.chli.co.uk/team



Criteria Search & FAQs

Have you tried the Criteria Search tool on our website?
Check it out now!

The Applicant

Applicants	Up to 4 individual applicants or Limited Company Directors and/or Shareholders or LLP Members. Up to 4 Limited Company Guarantors. Guarantors must include all Directors and Shareholders with $\geq 20\%$ controlling shares. Guarantors must together hold a minimum of 75% or more of the controlling share capital. Up to 4 LLP Guarantors which must include all designated members and those members with management rights as detailed in the LLP agreement.
Experience	At least one applicant must own a residential or BTL property in the UK. • For HMO/MUFB at least one applicant must prove they have owned a minimum of 1 BTL property for 2 years
Ltd Company / LLP	All products are available to Limited Company and LLP borrowers registered in England & Wales • Property related SPV, trading companies and layered company structures accepted New company incorporations accepted • Deposits from Inter-company/Director/Shareholder/Partner loans accepted A personal guarantee must be provided by all Ltd Co. Directors, Shareholders with $\geq 20\%$ shareholding, and all designated members and members with management rights of an LLP. CHL 1 acceptable SIC codes: 168100 68209 68320 68201 • CHL 2 acceptable SIC codes: All SIC codes considered.
Age limits	Minimum Age: Primary applicant: 21 Secondary applicants: 18 • Maximum Age: 85 at the end of term
Minimum Income	£20,000 combined income per application • Rental Income Accepted as per SA302
Maximum Aggregate Exposure	Maximum aggregate borrowing with CHL Mortgages: £10m (with no limit on the number of properties/mortgages). Subject to underwriting review and assessment.
Residency	UK resident for at least the last 3 years with permanent right to reside

Adverse

	Unsecured Arrears	Secured Arrears	Default	CCJs	Debt Mgmt. Plan	IVA/Bankruptcy	Repossessions
CHL 1	0 in 36 months						
CHL 2	Max. Status 2 in 12 months Max. Status 3 in 36 months Utility, mail order, communications & insurance arrears considered at underwriter discretion.	Max. Status 2 in 24 months Any status over 24 months considered at underwriter discretion	0 in 12 months Max. 2 in 24 months Communications / utilities defaults can be ignored	Unsatisfied: Max. £250 in 36 months Satisfied: Max. £500 in 36 months	0 in 36 months	Satisfactorily completed / discharged over 6 years	Not accepted

For intermediary use only. Criteria for guidance only. Detailed application criteria apply. CHL Mortgages for Intermediaries reserves the right to accept or decline an application at our absolute discretion.

The Property

Criteria which apply to all types of property including HMO / MUFB

Location	Mainland England, Isle of Wight and Wales only.
Tenancy	Single or Multiple APT from 6 to 36 months • Student lets • Corporate lets considered • Housing Association / Local authority lets considered
Acceptable Construction Types	Standard brick and breeze block construction • Modern timber framed construction post 1960 (including space4) with masonry outer skin Stone built or brick and mortar built walls • Modern steel framed property with brick or block and rendered walls • Modern methods of construction subject to referral
Acceptable Roof Types	Standard roof construction from slate or tile
Acceptable Exposure	Blocks of up to 6 units: Maximum 6 units per block • Blocks of 7 to 20 units: Maximum 10 units per block • Blocks of more than 20 units: Highest of 10 units or 20% per block
Energy Performance	Minimum EPC rating: E

	Standard Property	Studio Flat	New Build	Above/Adjacent to Commercial	Ex-local Authority
Definition	Single family dwelling or existing shared accommodation where no HMO licence required	A small flat with one room for living and sleeping in, a kitchen, and a bathroom	A property built or converted within the last 12 months or a property that has never been lived in in its current format.	A property above or adjacent to a commercial property considered	Previously owned by the local authority/housing association
Rooms / Units	Max. 6 Bedrooms Shared accommodation acceptable	Max. 1 main room	Max. 6 Bedrooms	Max. 6 Bedrooms	Max. 6 Bedrooms
Minimum Property Value*¹	£75,000	£100,000	£75,000	Min. value £250,000 within M25 (£150,000 elsewhere)	£100,000
Property Notes	Shared Houses considered with rental assessment on a single family unit basis	Units with floor area below 30m ² by referral only.	All properties less than 10 years old must hold an adequate warranty	Positive valuer comments required. Subject to restrictions, please refer	Max. 10 storeys in a block inside M25 (5 elsewhere) Areas with medium / high levels of private ownership
Maximum LTV	80%	70%		75%	
Tenure & Leasehold	Freehold and Leasehold Leasehold terms of less than 76 years remaining at application considered at underwriter discretion and are subject to a maximum LTV of 60%. Minimum 51 years remaining at maturity. Transactions involving headlease/sub lease are unacceptable.				

* 1. All flats above 10 storeys require a minimum property value of £250,000

For intermediary use only. Criteria for guidance only. Detailed application criteria apply. CHL Mortgages for Intermediaries reserves the right to accept or decline an application at our absolute discretion.

The Property

	HMO		MUFB	
	Small (CHL 1 & CHL 2 products)	Large (CHL 2 products only)	Small (CHL 1 & CHL 2 products)	Large (CHL 2 products only)
Definition	At least 3 tenants reside there forming more than 1 household Tenants share a lavatory, bathroom or kitchen facilities with other tenants and a HMO licence is required	At least 5 tenants reside there forming more than 1 household, or any HMO that needs considerable alteration to sell as a family home and tenants share a lavatory, bathroom or kitchen facilities with other tenants and a HMO licence is required	A block of up to 6 self-contained units on a single freehold title	A block of up to 10 self-contained units on a single freehold title Any MUFB property where an element would be defined as a HMO, then the property will be defined as a 'Hybrid Multi-Unit' property. (In this instance the HMO element must adhere to our HMO criteria.)
Minimum Property Value	Inside M25: £150,000 • Elsewhere: £100,000		Inside M25: £150,000 • Elsewhere: £150,000 (£100,000 up to 65% LTV)	
Acceptable Classes	C3 • C4	C3 • C4 • Sui Generis		
Rooms / Units / Storeys	Max. 6 bedrooms Max. 8 lettable rooms Max. 2 kitchens* Max. 4 habitable storeys	Max. 10 bedrooms No maximum number of lettable rooms No maximum number of habitable storeys	Max. 6 self-contained units in the block	Max. 10 self-contained units in the block
Property Notes	Shared Houses considered with rental assessment on a room-by-room basis Must need minimal adaption to sell as a family home The Solicitor will be required to ensure all relevant Planning/Change of Use requirements for its proposed use are in place on Completion	Shared Houses considered with rental assessment on a room-by-room basis Heavily adapted properties considered The Solicitor will be required to ensure all relevant Planning/Change of Use requirements for its proposed use are in place on Completion	Each unit must have separate services Any element of commercial usage is unacceptable	Blocks containing units with shared services considered Any element of commercial usage is unacceptable
Maximum LTV	80%	75%	80%	75%
Tenure & Leasehold	Freehold and Leasehold Leasehold terms of less than 76 years remaining at application considered at underwriter discretion and are subject to a maximum LTV of 60%. Minimum 51 years remaining at end of term.		Freehold Only	

* 2 kitchens accepted only where valuer comments confirm no impact on saleability

For intermediary use only. Criteria for guidance only. Detailed application criteria apply. CHL Mortgages for Intermediaries reserves the right to accept or decline an application at our absolute discretion.

The Rental Calculation

Tax band	ICR
Basic Rate	125%
Ltd Companies / LLP	125%
Higher Rate	140%

Blended ICR: For applications including a combination of Additional Rate/Higher Rate/Basic Rate borrowers, we can apply a Blended ICR to determine loan affordability based upon each borrower's tax status and their individual share of ownership/rent. Please refer to the affordability calculator held on the Documents page of our website to calculate how much your clients can borrow.

	Assessment Rate
Initial product term less than 5 years	Highest of 5.50%; or the initial pay rate + 2.00%.
Initial product term less than 5 years* where a historic borrower is looking to remortgage without capital raising	Highest of 5.00%; or the initial pay rate + 1.00%.
5 year fixed or more	The initial pay rate.

* **Historic Borrower:** A borrower who owned their BTL property before 6th April 2017

NOTE: Should a borrower choose a Capital & Interest repayment mortgage then, in addition to the Interest Cover Ratio test above, the gross monthly rental income must be equal to or greater than the monthly payment.

Security Type	Basis of rental income	Basis of Valuation
Single self-contained unit	Single tenancy	Comparable
Shared House	Single tenancy	Comparable
Short-term lets / Serviced Apt.	Single tenancy	Comparable
Holiday Lets	Single tenancy	Comparable
Small HMO (≤6 bedroom)	Tenancy per room	Comparable
Large HMO (>6 bedroom)	Tenancy per room	Commercial (vacant possession)
Small MUFB (≤6 units)	Tenancy per unit	Comparable
Large / Hybrid [†] MUFB (>6 units)	Tenancy per unit / per room	Commercial (vacant possession)

[†] For definition of Hybrid MUFB see [Page 5](#)

The Loan

Minimum loan*	£25,001
Maximum loan*	£3m up to 70% net LTV £2m up to 75% net LTV £750,000 up to 80% net LTV
Minimum Loan Term	5 years
Maximum Loan Term	30 years
Remortgage within 6 months	Lending based on market value where uplift explained by works/changes to the property/title, otherwise value limited to original Purchase Price/pre-works value. Where the remortgage application is to repay an existing bridging loan, the bridging loan provider must be an FCA registered firm. We also require: <ul style="list-style-type: none"> evidence of the bridging loan Land Registry evidence of the first charge registration or charge application submission the underwriter to be satisfied that the property is intended to be let a physical inspection of the property to be carried out in all instances
Porting	Not portable
Offer Validity	4 months

* Cases falling outside of minimum/maximum loan limits considered on a case-by-case basis, please refer to your BDM.

Capital Raising

Capital raising is permitted for any legal purpose except for:

- Tax liabilities (excluding Capital Gains and Inheritance tax)
- Gambling debts
- Consumer buy-to-let
- Any business purpose that is not property investment.

Competitive rates. Flexible criteria. Common sense.

At CHL Mortgages we take a common sense approach to buy-to-let. That means flexible criteria and experienced people who will consider each case on its own merit, working with you to provide specialist solutions for your landlord clients, at competitive prices.

To discuss a case or for further information
get in touch with the CHL Mortgages team

 01252 365 888  sales@chlmortgages.co.uk

chli.co.uk

Here are just some areas we may be able to help you with* ...



First Time Landlords



Up to 4 applicants



Portfolio Landlords



Blended ICR



Studio Flats from 30sqm



Intercompany Loan Deposits



Directors Loans



Limited Companies & LLPs



Gifted Deposits



HMO up to 10 Bedrooms



MUFB up to 10 Units



New Builds (inc. modern methods)



Shared Accommodation



Above/Adjacent to Commercial



Local Authority Leases



Ex-local Authority

* Subject to detailed criteria and underwriting

